



SUNPOWER TECHNOLOGY CORP.
 33485 Western Ave., Union City, CA 94587, United States of America
 TEL: (510) 489-5088 FAX: (510) 489-8966
 http://www.sunpower-usa.com
 E-mail: sales@sunpower-usa.com

SDS-100M-xx Series

100W, Single Output
 24V / 48V DC INPUT



159 x 95 x 38 mm
 6.26 x 3.74 x 1.50 inch



Features:

- * DC Input 19V ~ 72V
- * Input protection: 8A/250V fuses
- * Inrush current limitation soft start function
- * Input & output isolation
- * Input polarity reverse protection
- * Over voltage, over load & short circuit protection
- * Output voltage $\pm 10\%$ adjustment
- * 100% full load burn-in test
- * -20°C to 70°C operating temperature
- * Meet LVD standard
- * 2 years warranty

Specification:

INPUT	Voltage	DC 19V ~ 72V				
	Current	5.5A max at 24V DC input, full load condition				
OUTPUT	Voltage	5V	12V	24V	36V	48V
	Min Load	0A	0A	0A	0A	0A
	Max Load	16A	8.4A	4.2A	2.8A	2.1A
	Output Tolerance ②	$\pm 2\%$	$\pm 1\%$	$\pm 1\%$	$\pm 1\%$	$\pm 1\%$
	Ripple Noise MAX. ③	70mV	120mV	200mV	240mV	240mV
	Efficiency (TYP)	78%	84%	85%	86%	87%
PROTECTION	Output MAX.	80W	101W	101W	101W	101W
	Over Voltage	5.8~7.0V	13.8~16.8V	27.6~33.6V	41.4~50.4V	55.2~67.2V
	Shutdown and latch off, recover after re-start up.					
	Over Load & Short Circuit	When power supply over 105%~ 150% max load or short circuit acted, power supply will be shutdown and recover automatically after the fault is removed.				
ELEC. CHAR.	Rise time	<20mS				
ENVIRONMENT	Temperature ④	Operating: -20 ~ +70°C ; De-rating: 45 ~ 70°C : 2.5%/°C ; Storage: -40 ~ +85°C				
	Humidity	Operating: 20% ~ 90% RH (non condensing); Storage: 10% ~ 95% RH (non condensing)				
SAFETY	Withstand voltage	I/P-O/P:2.0KVAC, I/P-PE:1.5KVAC, O/P-PE:0.5KVAC, 1minute				
	Isolation resistance	I/P-O/P, I/P-PE, O/P-PE > 100MΩ/500VDC at 25°C / 70% RH				
EMC	EMI	EN 55022 CLASS B 、 FCC CFR 47 PART 15 CLASS B 、 CNS 13438 CLASS B.				
	EMS	EN 55024 : EN 61000-4-2,3,4,5,6,8 ; ENV 50204				
OTHERS	Cooling	Natural cooling				
	M.T.B.F.	254 K hours				
	Dimension	159 x 95 x 38 mm (L*W*H)				
	Packing	N.W.: 0.69 Kg / 1pc; 24pcs / 1.20 CUFT / 1 CTN				

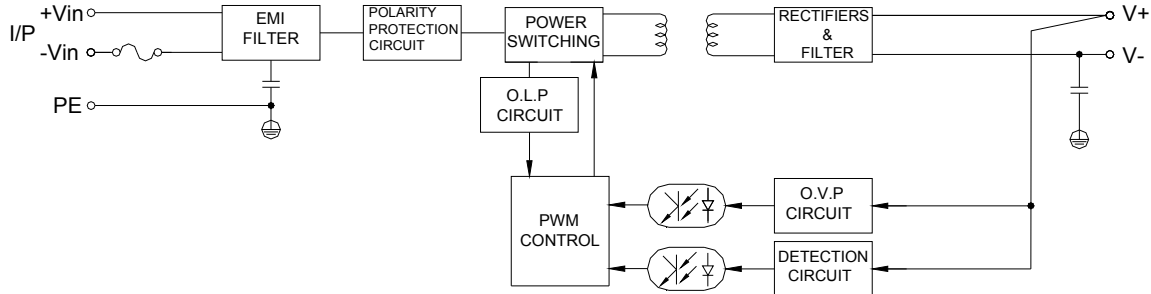
- NOTE
- ① All measurements which not mentioned are based on 48VDC input, **output Max** at ambient 25°C / 70%RH
 - ② Output tolerance included set up voltage, line regulation and load regulation.
 - ③ Ripple & noise are measured at 21~72VDC input with 0~50°C condition and 20MHz of bandwidth by using a 10" ~ 15" twisted pair-wire terminated with a 0.1uF & a 47uF parallel capacitor.
 - ④ The operating temperature shall follow the de-rating curve in spec
 - ⑤ The power supply is considered a component of end-equipment. The end-equipment must be re-confirmed whether comply with EMC directives.



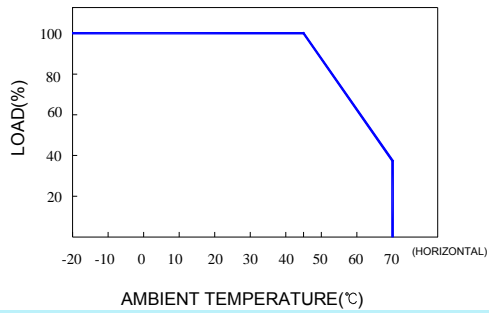
SUNPOWER TECHNOLOGY CORP.
 33485 Western Ave., Union City, CA 94587, United States of America
 TEL: (510) 489-5088 FAX: (510) 489-8966
 http://www.sunpower-usa.com
 E-mail: sales@sunpower-usa.com

SDS-100M-xx Series

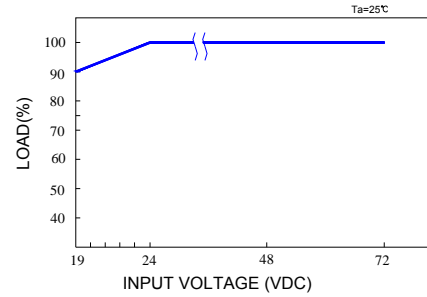
Block Diagram : DS2



De-rating Curve :

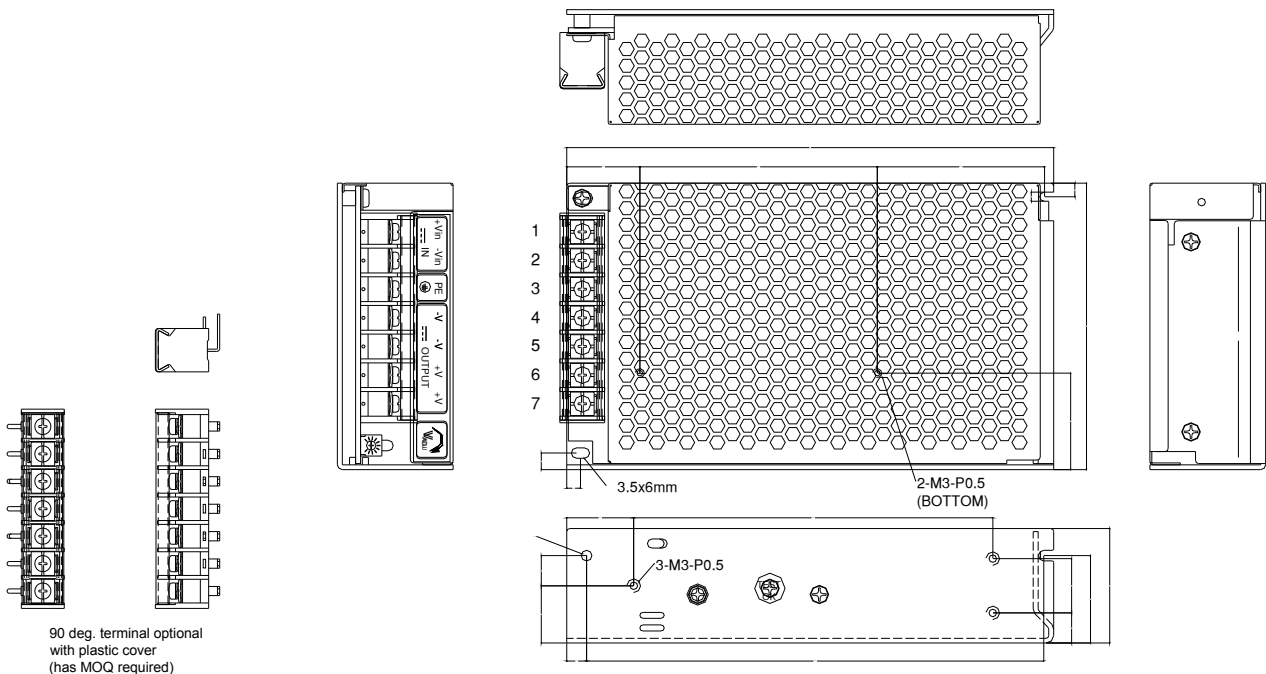


Output De-rating Vs Input Voltage :



Dimension:

(Unit: mm)



NOTES:

7P, PITCH 9.5mm WITH PC COVER							
MODEL No.	1	2	3	4	5	6	7
SDS-100M-xx	+Vin	-Vin	PE	-V	-V	+V	+V