



SUNPOWER TECHNOLOGY CORP.  
 33485 Western Ave., Union City, CA 94587, United States of America  
 TEL: (510) 489-5088 FAX: (510) 489-8966  
 http://www.sunpower-usa.com  
 E-mail: sales@sunpower-usa.com

# SPS-100-IDx Series

# SPS-100P-IDx Series

100W, Dual Output  
 P.F.C Function Optional



198 x 95 x 38 mm  
 7.80 x 3.74 x 1.50 inch  
 CB CE

### Features:

- \* V1 · V2 outputs are isolated
- \* Power ON with LED indicator
- \* Built-in EMI filter, low ripple noise
- \* Over voltage protection
- \* Over load & short circuit protection
- \* V1 Output voltage  $\pm 10\%$  adjustment for ID5 · ID6
- \* 100% full load burn-in test
- \*  $-20^{\circ}\text{C}$  to  $70^{\circ}\text{C}$  operating temperature
- \* UL, cUL, TUV, CB, CE approved
- \* 3 years warranty

### Specification:

INPUT	Voltage	88V ~ 264VAC universal full range or 125V ~ 375VDC.							
	Frequency	47 ---- 63 Hz							
	Current	<2.8A @100V AC input, full load condition							
	Inrush Current	<35A@115V , <70A@230V AC input. Cold start at 25°C ambient							
	Leakage Current	<1.0mA@264V AC input							
OUTPUT	MODEL No.	SPS-100-ID1 SPS-100P-ID1		SPS-100-ID2 SPS-100P-ID2		SPS-100-ID5 SPS-100P-ID5		SPS-100-ID6 SPS-100P-ID6	
	Output	V1	V2	V1	V2	V1	V2	V1	V2
	Voltage	5V	12V	5V	24V	12V	5V	24V	5V
	Min Load	0.5A	0A	0.5A	0A	1A	0A	0.5A	0A
	Max Load	12A	7A	12A	3.5A	8A	3A	4A	3A
	Output Tolerance ②	$\pm 3\%$	$\pm 5\%$	$\pm 3\%$	$\pm 5\%$	$\pm 1\%$	$\pm 5\%$	$\pm 1\%$	$\pm 5\%$
	Ripple Noise MAX. ③	70mV	120mV	70mV	240mV	120mV	70mV	240mV	70mV
	Efficiency (TYP.)	81%		82%		82%		83%	
Output MAX.	100W		100W		100W		100W		
PROTECTION	Over Voltage	5.8~7.0V	--	5.8~7.0V	--	13.8~16.8V	--	27.6~33.6V	--
		Shutdown and latch off, recover after re-start up.							
	Over Load & Short Circuit	When power supply over 105%~ 150% max load or short circuit acted, power supply will go into hiccup mode and recover automatically after the fault is removed.							
ELEC. CHAR.	Rise time	<20mS							
	Hold up time	>60mS@230V, full load condition							
	Setup time	<1 Sec@100 ~ 240V AC							
ENVIRONMENT	Temperature ④	Operating: $-20 \sim +70^{\circ}\text{C}$ ; De-rating: $45 \sim 70^{\circ}\text{C}$ : 2.5%/°C ; Storage: $-40 \sim +85^{\circ}\text{C}$							
	Humidity	Operating: 20% ~ 90% RH (non condensing) ; Storage: 10% ~ 95% RH (non condensing)							
SAFETY	Withstand voltage	I/P-O/P:3KVAC, I/P-PE:1.5KVAC, O/P-PE:0.5KVAC, 1minute							
	Isolation resistance	I/P-O/P, I/P-PE, O/P-PE > 100MΩ/500VDC at 25°C/ 70% RH							
	Safety standard	UL 60950-1 2 <sup>nd</sup> , CSA C22.2 No. 60950-1-07 1 <sup>st</sup> , TUV EN 60950-1:2006, IEC 60950-1:2005, approved.							
EMC	EMI	EN 55022 CLASS B · FCC CFR 47 PART 15 CLASS B · CNS 13438 CLASS B. Compliance to EN61000-3-2 CLASS A, EN61000-3-3, SPS-100P-IDx models are built-in PFC choke to lower 25% THD (Total Harmonic Distortion) performance,							
	EMS	EN 55024 : EN 61000-4-2,3,4,5,6,8,11							
OTHERS	Cooling	Natural cooling.							
	M.T.B.F.	261K hours at 25°C							
	Terminal pitch	9P / 7.62mm with plastic cover, 90 deg terminal optional (with MOQ)							
	Packing	N.W.:0.8Kg / 1pc; 24pcs / 1.22 CUFT / 1 CTN							
NOTE	①	All measurements which not mentioned are based on 230VAC input, <b>output Max</b> at ambient 25°C / 70%RH							
	②	Output tolerance included set up voltage, line regulation and load regulation. The regulation is measured between 20%-80% <b>max load</b> of each output, Total output must under <b>output Max</b> .							
	③	Ripple & noise are measured at 100~254VAC input with 0~50°C condition and 20MHz of bandwidth by using a 10" ~ 15" twisted pair-wire with a 0.1uF & a 47uF parallel capacitor.							
	④	The operating temperature shall follow the de-rating curve in spec The output load may be requested for decreasing as de-rating curve in spec when low input voltage is under 100VAC							
	⑤	The power supply is considered a component of end-equipment. The end-equipment must be re-confirmed whether comply with EMC directives.							

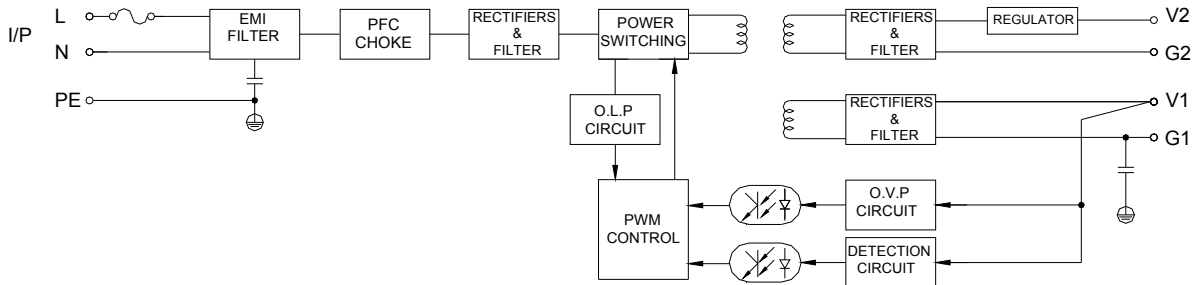


**SUNPOWER TECHNOLOGY CORP.**  
 33485 Western Ave., Union City, CA 94587, United States of America  
 TEL: (510) 489-5088 FAX: (510) 489-8966  
 http://www.sunpower-usa.com  
 E-mail: sales@sunpower-usa.com

# SPS-100 -IDx Series

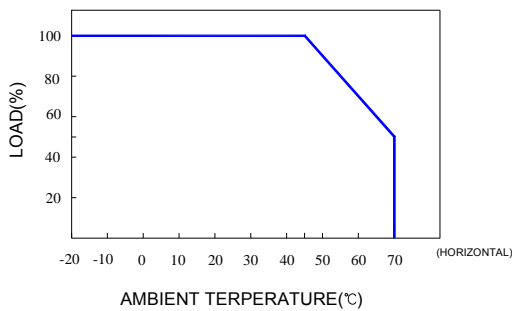
# SPS-100P-IDx Series

### Block Diagram : UD9

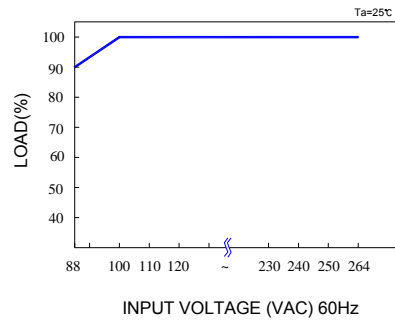


### SPS-100 -IDx series without PFC choke

### De-rating Curve :

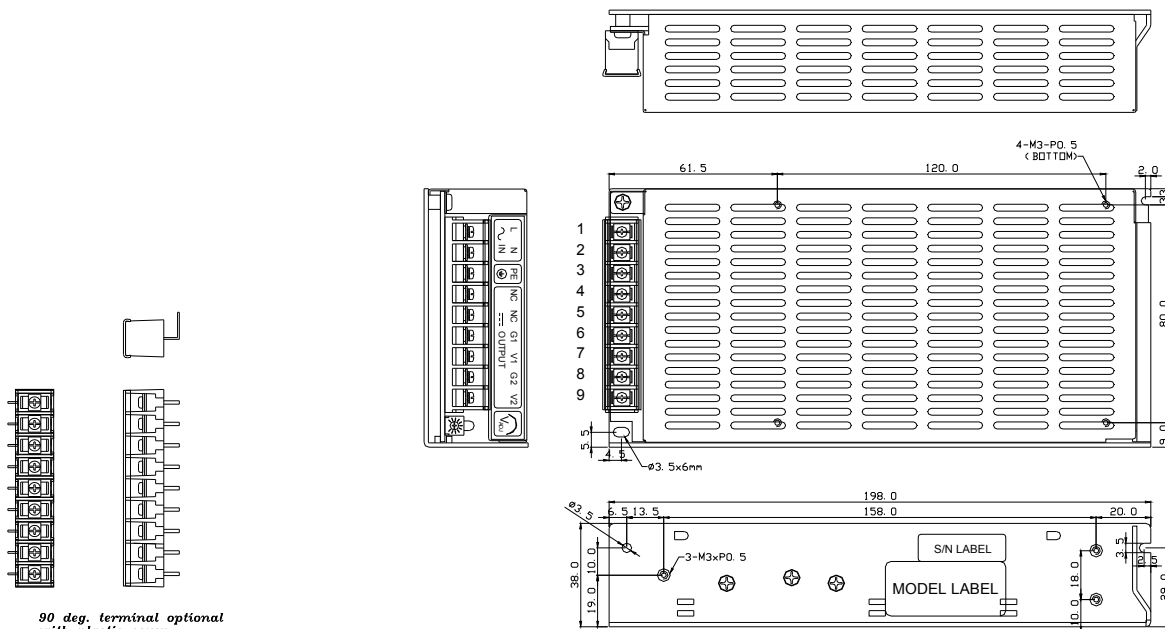


### Output De-rating Vs Input Voltage :



### Dimension:

(Unit: mm)



90 deg. terminal optional with plastic cover (has MOQ required)

### NOTES:

TERMINAL BLOCK: 9P, PITCH 7.62mm WITH PLASTIC COVER.

MODEL No.	1	2	3	4	5	6	7	8	9
SPS-100 -IDx	L	N	PE	NC	NC	G1	V1	G2	V2
SPS-100P-IDx	L	N	PE	NC	NC	G1	V1	G2	V2