



SUNPOWER TECHNOLOGY CORP.
 33485 Western Ave., Union City, CA 94587, United States of America
 TEL: (510) 489-5088 FAX: (510) 489-8966
 http://www.sunpower-usa.com
 E-mail: sales@sunpower-usa.com

SPS-G075-Dx Series

Dual Output



129 x 95 x 38 mm
 5.08 x 3.74 x 1.50 inch

Features:

- * Power ON with LED indicator
- * Built in EMI filter, low ripple noise
- * Over voltage protection : Shutdown and latch off
- * Over load & short circuit protection : Hiccup mode
- * 100% full load burn-in test
- * -20°C~70°C Operating temperature
- * UL, cUL, TUV, CB, CE approved
- * 3 years warranty

Specification:

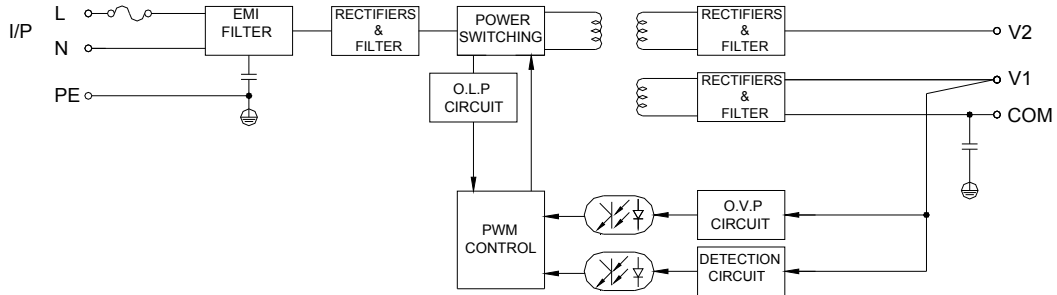
INPUT	Voltage	88V ~ 264VAC universal full range or 125V ~ 375VDC.			
	Frequency	47 ----- 63 Hz			
	Current	<1.8A@100V AC input, full load condition			
	Inrush Current	<30A@115V , <50A@230V AC input, Cold start at 25°C ambient			
	Leakage Current	<0.75mA@264V AC input			
OUTPUT	MODEL No.	SPS-G075-D1		SPS-G075-D2	
	Output	V1	V2	V1	V2
	Voltage	5V	12V	5V	24V
	Min Load	0.3A	0.2A	0.3A	0.2A
	Max Load	8A	5A	8A	2.5A
	Output Tolerance ②	± 3%	± 7%	± 3%	± 7%
	Ripple Noise MAX. ③	70mV	120mV	70mV	200mV
	Efficiency (TYP.)	78%		79%	
PROTECTION	Over Voltage	V1 : 5.8 ~ 7.0V : Shutdown and latch off, recover after re-start up.			
	Over Load & Short Circuit	When power supply over 105%~ 150% max load or short circuit acted, power supply will go into hiccup mode and recover automatically after the fault is removed.			
ELEC. CHAR.	Rise time	<30mS			
	Hold up time	>60mS@230V, full load condition			
	Setup time	<1 Sec@100 ~ 240V AC			
ENVIRONMENT	Temperature ④	Operating: -20 ~ +70°C ; De-rating: 45 ~ 70°C: 2.5%/°C ; Storage: -40 ~ +85°C			
	Humidity	Operating: 20% ~ 90% RH (non condensing) ; Storage: 10% ~ 95% RH (non condensing)			
SAFETY	Withstand voltage	I/P-O/P:3KVAC, I/P-PE:1.5KVAC, O/P-PE:0.5KVAC, 1minute			
	Isolation resistance	I/P-O/P, I/P-PE, O/P-PE > 100MΩ/500VDC at 25°C/ 70% RH			
	Safety standard	UL 60950-1 2 nd , CSA C22.2 No. 60950-1-07 1 st , TUV EN 60950-1:2006, IEC 60950-1:2005, approved.			
EMC	EMI	EN 55022 CLASS B, FCC CFR 47 PART 15 CLASS B, CNS 13438 CLASS B. Compliance to EN61000-3-2 CLASS A, EN61000-3-3			
	EMS	EN 55024 : EN 61000-4-2,3,4,5,6,8,11			
OTHERS	Cooling	Natural cooling.			
	M.T.B.F.	299K hours			
	Terminal pitch	7P / 9.5mm with plastic cover, 90 deg terminal optional (with MOQ)			
	Packing	N.W.: 0.46Kg / pc ; 30pcs / 1.20 CUFT / 1 CTN			
NOTE	①	All measurements which not mentioned are based on 230VAC input, output Max at ambient 25°C / 70%RH			
	②	Output tolerance included set up voltage, line regulation and load regulation. The regulation is measured between 20%-100% max load of each output, Total output must under output Max .			
	③	Ripple & noise are measured at 100~254VAC input with 0~50°C condition and 20MHz of bandwidth by using a 10" ~ 15" twisted pair-wire terminated with a 0.1uF & a 47uF parallel capacitor.			
	④	The operating temperature shall follow the de-rating curve in spec The output load may be requested for decreasing as de-rating curve in spec when low input voltage is under 100VAC.			
	⑤	The power supply is considered a component of end-equipment. The end-equipment must be re-confirmed whether comply with EMC directives.			



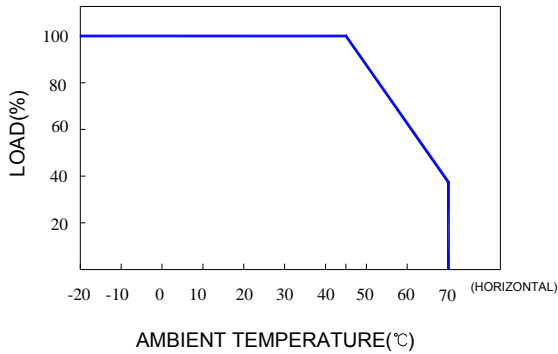
SUNPOWER TECHNOLOGY CORP.
 33485 Western Ave., Union City, CA 94587, United States of America
 TEL: (510) 489-5088 FAX: (510) 489-8966
 http://www.sunpower-usa.com
 E-mail: sales@sunpower-usa.com

SPS-G075-Dx Series

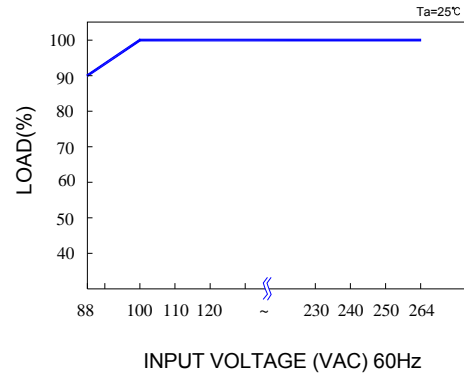
Block Diagram : UD2



De-rating Curve :

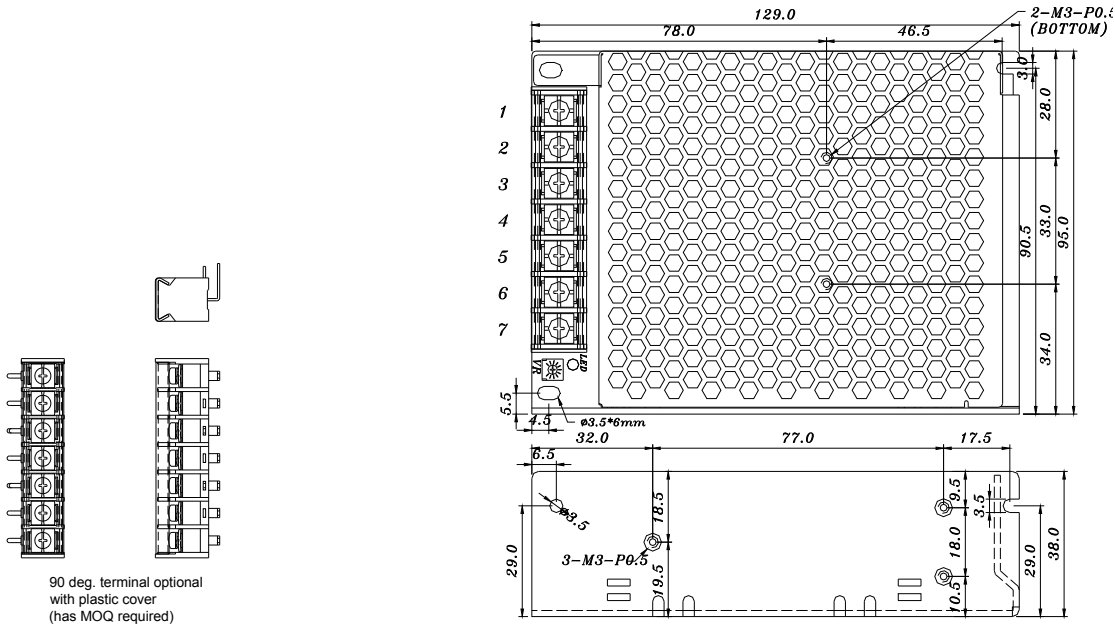


Output De-rating Vs Input Voltage :



Dimension:

(Unit: mm)



90 deg. terminal optional with plastic cover (has MOQ required)

Terminal Pin. No Assignment :

7P_PITCH 9.5mm WITH PC COVER							
MODEL No.	1	2	3	4	5	6	7
SPS-G075-Dx	L	N	PE	V2	GND	GND	V1